

The 2009 Annual Report For the Ephrata Police Department



William L. Harvey

Chief of Police

The Ephrata Police Department

Mission Statement

To provide quality services in partnership with our community which promote safe and secure neighborhoods.



Our Values will make Ephrata F.I.R.S.T. through:

FAIRNESS - We treat people impartially, with consideration and compassion. We are equally responsive to our employees and the community we serve.

INTEGRITY - We are committed to the highest performance standards, ethical conduct, honesty, and truthfulness in all relationships. We hold ourselves accountable for our actions and take pride in a professional level of service to all.

RESPECT- We treat all persons in a dignified and courteous manner, and exhibit understanding of ethnic and cultural diversity, both in our professional and personal endeavors.

SERVICE - We provide quality service in a courteous, efficient, and accessible manner. We focus on customer needs and foster community-oriented policing through problem-solving partnerships with citizens.

TEAMWORK - We foster collaboration among our employees. We work in partnership with the community and other agencies to ensure focus and commitment to achieving goals.

2009 – Year in Review

It is customary to look back and reflect on our accomplishments. A review of this year at the Ephrata Police Department would be one of positive change and challenges.

- **There was a 2 % decrease in Part 1 crimes (↓ 8 counts)**
- **Violent Crimes had a 20% reduction (↓23 reports)**
- **Property Crimes had a 3% increase (↑17 reports)**
- **Clearance rates exceeded the National Averages in all Part 1 categories but one.**
- **Reduction in Part II Crimes by 12% and Vandalism was reduced by 24%**
- **Part II Clearance rates improved by 12% to 57.8%**
- **Trained entire staff to 100% of state requirements, then additionally trained in close quarter combat, first aid, CPR, active shooter, less lethal options and subject control**
- **National Incident Management (NIMS) training was completed with 100% compliance. Additional training beyond the requirements was completed for command staff is near completion.**
- **Staff was trained and applied Comp-stat principles to police response and investigations.**
- **Comp-Stat principles are:**
 - **Accurate and Timely Intelligence**
 - **Rapid Deployment**
 - **Effective Tactics**
 - **Relentless Follow-Up and Assessment**

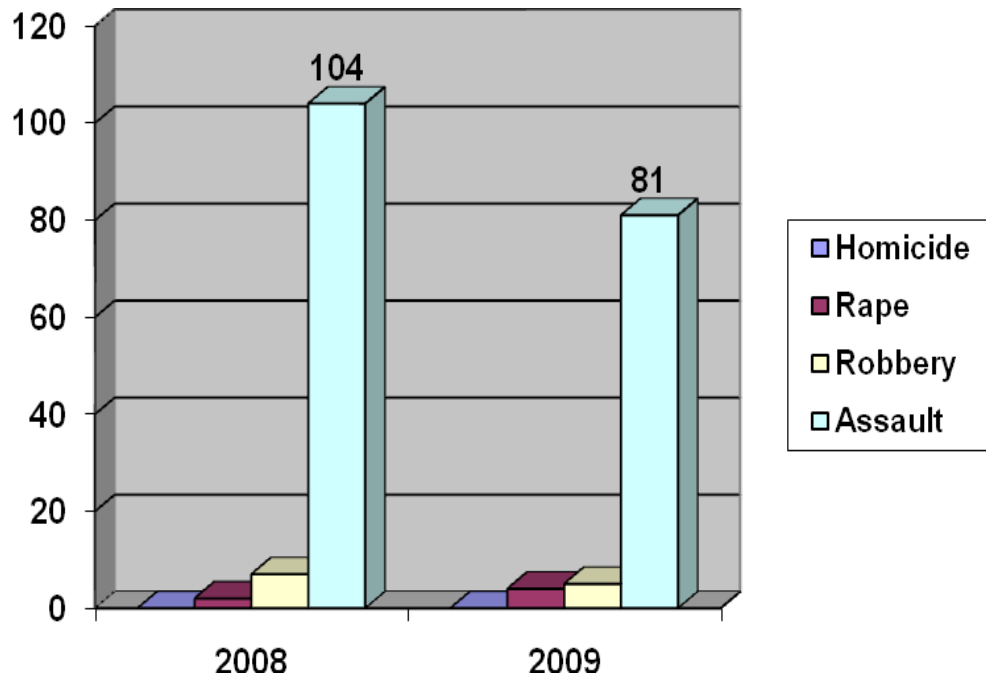
Part 1 Crimes Clearance Rate for 2009

Part 1 Crimes Year to Date	Count	Cleared	Clearance Rate	National Average*
Homicide	0	0	NA	66.4%
Rape	4	2	50%	51.5%
Robbery	5	4	80%	31.4%
Assault	81	59	72%	65.2%
Persons Crimes Av.	90	65	72%	51.3%
Burglary	73	27	39.9%	17.2%
Larceny	433	142	32.7%	24.9%
Motor Theft	13	4	30%	17.8%
Arson	2	1	50%	24.3%
Property Crimes Av.	521	173	33%	22.8%

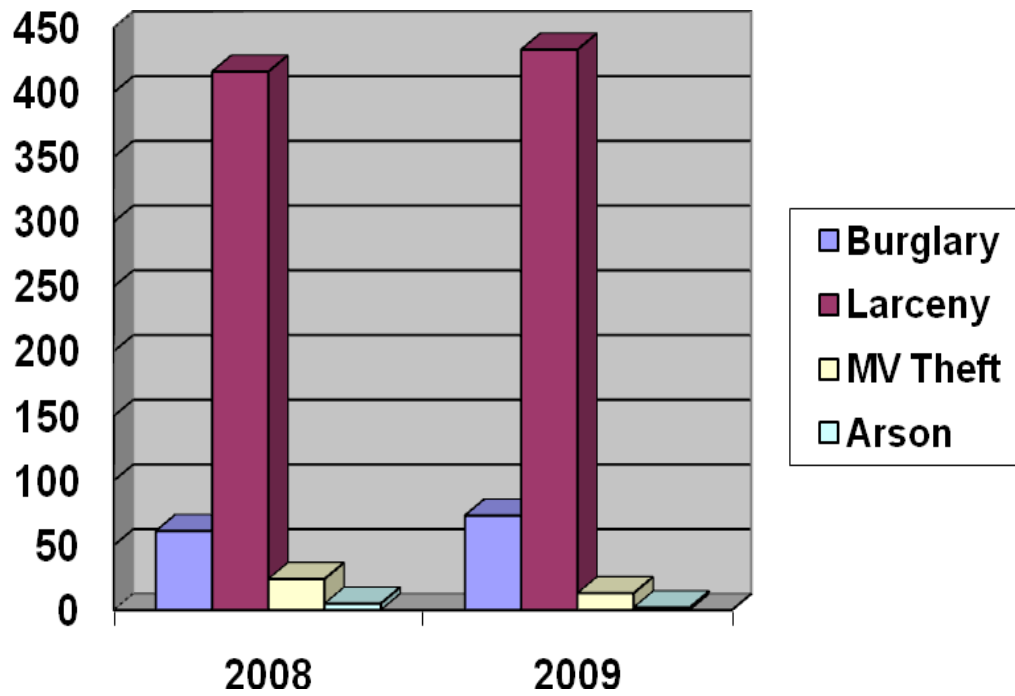
**These are the latest numbers from DOJ-FBI as released on September 2009 and published as the 2008 numbers*

Prior year comparison of all reported Part 1 Crimes

Category	2008	2009	2 year average	2009 compares
Homicide	0	0	0	even
Rape	2	4	3	+1
Robbery	7	5	6	-1
Assault	104	81	92.5	-11.5
Persons	113	90	101.5	-10.5
Burglary	61	73	67	+6
Larceny	416	433	424.5	+8.5
MV	24	13	18.5	-5.5
Arson	5	2	3.5	-3
Property	504	521	512.5	-8.5
Overall	619	611	615	-4



Persons Crimes



Property Crimes

Distribution of Part 1 Crimes

	Borough	Township
Homicide (0)	0	0
Rape (4)	4	0
Robbery (5)	5	0
Assault (81)	58	23
Burglary (73)	50	23
Larceny (433)	266	161
MV Theft (13)	9	4
Arson (2)	2	0
Total (611)	394	217
Distribution	64.4%	35.5%

Crime Trends:

- **Violent Crime** (Homicide, Rape, Robbery & Assault). **These crimes accounted for 90 Part 1 reports or 14.7% of the crime**

Homicide – There were no reported homicides

Rape – Out of the four reports of rape in 2009 one was cleared by arrest and two were unfounded.

Robbery- All robberies reported in 2009 were the act of individual suspects. We have no evidence of a serial robber at work in this area.

Assault- Out of all assaults reported in 2009 more than 50% were domestic related or minor in nature.

- **Property Crime** (Larceny, Burglary, MV Theft & Arson) **These crimes accounted for 521 Part 1 reports or 85.2% of the crime**

Larceny/Theft – This category accounted for 433 reports of **70.8%** of Part 1 crime. Thefts in 2009 peaked during the summer months which are attributed to school break and unsupervised juvenile activity.

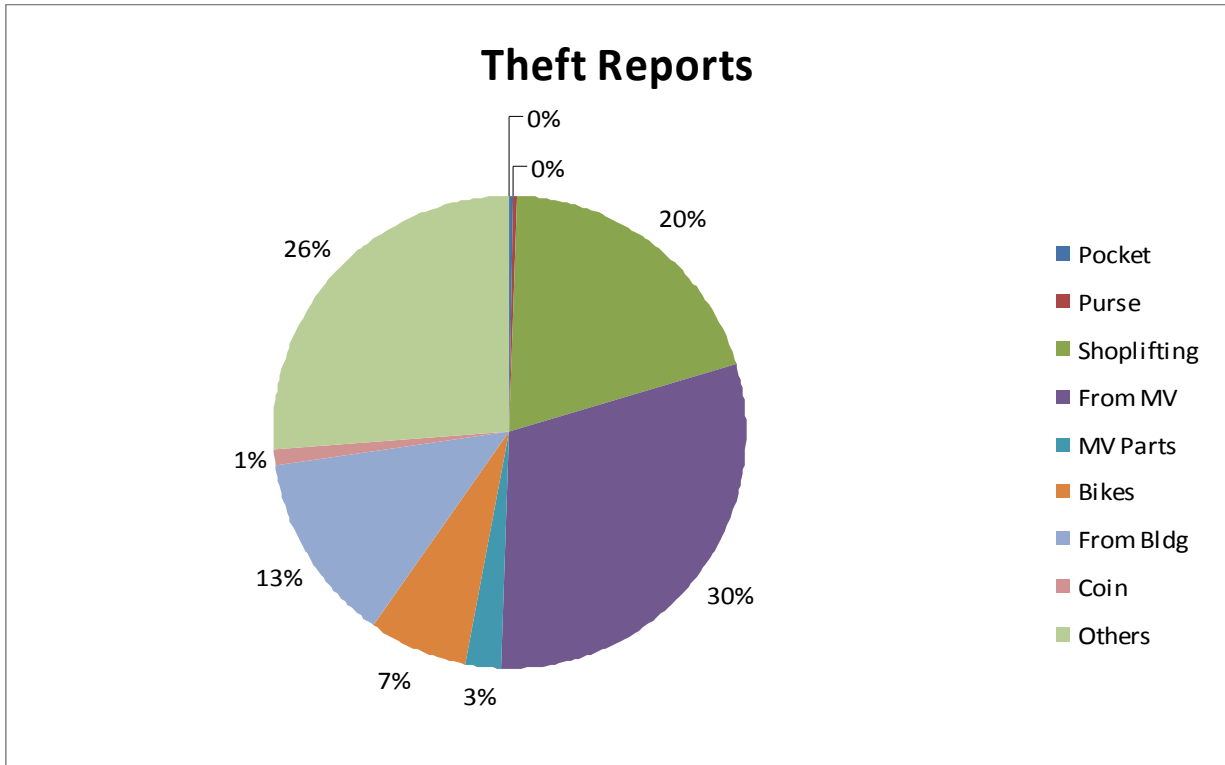
Burglary- 30% of the burglaries in 2009 were commercial properties. The department arrested three individuals who were responsible for a multi county commercial burglary ring.

Motor Vehicle Theft- Motor vehicle thefts continue to be an issue. We have partnered with the Lancaster County Auto Theft Taskforce to address this issue.

Arson – We had two unrelated arsons this year with one cleared by an arrest.

2009 LARCENY/THEFT BREAKDOWN													
	J	F	M	A	M	J	J	A	S	O	N	D	Total
Pocket Picking	0	0	0	0	0	0	0	0	0	0	0	1	1
Purse Snatching	0	0	0	0	0	1	0	0	0	0	0	0	1
Shoplifting	4	3	4	5	5	8	9	5	7	13	10	13	86
from Motor Vehicles	8	13	8	9	5	26	14	9	10	16	7	6	131
MV parts/Accessories	0	2	1	0	1	1	1	0	1	1	3	0	11
Bicycles	2	1	1	4	8	2	4	2	3	1	0	1	29
From Buildings	5	3	7	5	8	4	4	7	6	3	1	4	57
Coin Machine	0	1	0	0	1	0	0	1	1	1	0	0	5
All Others	8	8	10	10	8	9	11	17	10	9	7	6	113
TOTAL	27	31	31	33	36	51	43	41	38	44	28	31	434

- Thefts from Motor Vehicles accounted for 30% of all Part 1 Larcenies with 131 counts.
- The All Others classification of thefts is generic thefts that do not fit in the specific traditional categories.
- Shoplifting accounted for 26% with 86 counts. Top two locations for larceny/theft reports were Wal-Mart 50 reports, 34 of which were shoplifting and K-mart with 24 reports and 23 of which were shoplifting.



Criminality Focus for 2009

Primary focus was Part 1 reduction with special emphasis on Burglary and Larceny/Theft categories, with additional emphasis on violent crimes and street drug arrests.

We continued this course of action with special focus on the connection of violence, narcotics and gangs.

We continued to strive in providing citizens and all customers with ‘sense of security’ to give them a sense of perception that all Ephrata is a safe place to visit, live, shop and do business

Patrol and Other related issues of 2009

Platoon Production	A	B	C	D	Total	Monthly Average
Felony Arrest (Lead Offense)	9	2	1	5	17	2
Misdemeanor Arrest (Lead Offense)	29	21	45	15	110	12
Summary Arrest (Lead Offense)	43	34	70	47	194	22
Warrant Service	33	22	36	19	110	12
Defendants Residing Out of State	2	4	2	1	9	1
Traffic Citations (non-grant)	181	179	267	54	681	76
Meter Tickets	104	40	3	0	147	16
Other Parking Tickets	26	14	17	25	82	9
Reportable Accidents	26	47	46	45	164	18
Non-Reportable Accidents	56	64	94	101	315	35
Vehicle Stops	358	351	421	152	1282	142
Park, Walk, & Talk	315	179	155	329	978	109
House Checks	13	123	55	160	351	39
Mediation Referrals	13	16	1	2	32	4
Business Checks	3872	4918	6192	4583	19565	2174

CSO Duties	
Parking Tickets	658
Citations from Parking	108
Abandoned Vehicles	44
Dogs in Kennel	66

Platoon Production 2009

VISION Report:

	2008	2009
• Total reports	4,036	4,552*
• False Alarms	271	248
• Total Calls for Service	16,222	
	16,123**	
• Warrants	92	147

**12.47 average of police reports generated per day*

***44.17 average of 911 Calls for Service*

Motor Vehicle Accident Report:

- | | | |
|----------------------------|-----|-----|
| • Reportable Accidents | 295 | 265 |
| • Non-Reportable Accidents | 461 | 496 |

Warrant Report:

New Warrants for Year 2009	Cr: 32, PFA: 4, NT: 66, TR: 174	TOTAL 276
	2008	2009
Criminal Warrants Served	18	22

Traffic Grant Report:

Click-it Or Ticket	127
Aggressive Driving (Smooth Operator)	183

Total Citations from Buckle-up PA Grants	310
Warrant service on Grant detail	3

* Traffic Grant citations are not counted with monthly patrol statistics

SRO Report: The SRO program continues to be a great success. Officer Sheppard continues to serve as our School Resource Officer and is highly regarded by both students and district staff. Officer Sheppard is planning the second “Every 15 Minutes” program with students and staff of the 2009/2010 school year. This has been a very successful program that teaches our youth about the dangers and consequences of drinking and driving.

School Crossing Guards: The department continues to maintain a dedicated group of 21 crossing guards that assist the community’s children in their travels before and after school.

Police Fleet:

- No vehicles were purchased or leased in 2009.
- With the lack of new vehicles being purchased in the near future operational costs for the aging fleet will rise.
- The police fleet was reduced in 2009. An unmarked staff van and the SCTF trailer were removed from the fleet.

Chaplain Report: In 2009 a fourth Chaplain was added to the Chaplain Corps. This offers a variety of faiths and strengths for this office. Chaplains report directly to the Chief of Police on call outs, interaction with police function. They are an invaluable resource to this operation.

Dog Law Report:

- Dogs returned to owner 43
- Dogs to the Warden 19
- Notices given 0
- Dog bites 1

South Central Task Force Report:

- Chief Harvey is still a voting representative on the South Central Task Criminal Justice subcommittee
- Chief Harvey also serves as the Criminal Justice liaison to the Agriculture-Terrorism committee.
- EPD has eleven officers assigned to the Lancaster County Law Enforcement Strike Team, which in 2010 will be designated as the Lancaster County Mobile Field Force
- EPD has two officers assigned to the Lancaster County Special Emergency Response Team
- This year the Strike Team trailer which is a regional asset was transferred with the 100 PAPRS (Powered Air Purifying Respirators) to the Lancaster Strike Team under the DA's office. These have been stored and maintained by the EPD.
- In 2009 the EPD fully reintegrated itself with the Lancaster SERT
- Due to change in mission, stakeholder in SERT and budgetary reasons the EPD Emergency Services Unit was deactivated in December 2009.

Part II Crime Information

	2008	2009
Forgery	14	12
Fraud	75	86
Embezzlement	1	0
Stolen Property	8	5
Vandalism	222	170
Weapons	8	5
Prostitution	0	0
Sex Offenses	39	14
Drug Abuse	25	27
Gambling	0	0
Family & Child	13	7
DUI	42	47
Liquor	17	14
Drunkenness	51	52
Disorderly Con	110	115
Vagrancy	0	0
All Others	93	80
Total	718	634
Part II Cleared	332	367
Clearance Rate	46.2%	57.8%

Part II Distribution

	2008	DISTRO	2009	DISTRO
Borough	549	76.4%	481	75.8%
Township	169	23.6%	153	24.2

Part II Comments

- Part II for the most part are “officer initiated” offenses. This exemplifies the principles of Compstat ...“relentless follow-up” on every crime.
- There was a 12% reduction of reported Part II crimes in 2009
- Vandalism was reduced by 24% this year as well.
- Part II clearance rate is of 57.8%

Current Organization Synopsis:

- **Employees:** This year there were several events that effected the staffing of the department.
 - 2010 begins with adjusted funding to staff on 30 funded officers-1 not funded
 - One vacancy – Chief of Police, filled in February 2009
 - Staffing has been a challenge throughout the year; there were several occurrences of long term sick leave.
 - New Officers: Chief W.L. Harvey
 - Resignations: None
 - Terminations: None
 - Retirements: None
 - Promotions: Officer David Shupp to Sergeant of Police
 - Promotions: Detective Tony Russell to Detective/Sergeant

Accreditation

In pursuit of a progressive and time-proven way of helping institutions evaluate and improve their overall performance, Chief Harvey set a goal for the department of receiving accreditation from the Pennsylvania Chiefs of Police Association. Accreditation establishes standards containing a clear statement of professional objectives. Sergeant Snively and Officer Randolph were appointed to the accreditation team. Both attended accreditation training in April in Mechanicsburg.

The Accreditation Team consults with command staff to develop strategies for implementation. From April 2009 until December 2009 the accreditation team removed antiquated policies from the policy manual, identified and worked to solve accreditation related infrastructure issues including evidence storage and prisoner detention, and worked to identify operational issues including evidence accounting. They also began the time consuming task of bring the department's policies up to accreditation standards. In December of 2009 the first round of accreditation policies were issued, with many more to follow in the future.

2010 Goals and Objectives:

Accreditation – Continue the arduous process of accreditation through the Pennsylvania Chiefs of Police which includes facilities and policy revisions to meet these standards.

Implementation of the BEAST -bar code system for evidence management

Complete the BZPP (Buffer Zone Protection Project) grant for equipment

Clearance rates- Criminal Investigations will continue to meet and surpass national average clearance rates of Part 1 crimes, applying Comp-stat principles throughout the process

Focus on Gangs-We are aware the connections with gangs, violence, drugs and weapons; we will not tolerate this mix.

Part 1 Crime Reduction – This has been successful in past year and we will continue to stay this course with accurate reporting.

We have always been here for you and will always be!

William L. Harvey
Chief of Police